

Section	Voice Evacuation
Category	PA8506-V System
Range	Digital desk microphones
Code	PMB132-V



**Descrizione** Remote microphone station for emergency calls


**PMB132-V** remote microphone station, designed specifically for the **PA8506-V** system, enables live or recorded alert or evacuation messages to be sent out using a controlled microphone. The LEDs on the front panel provide the main information on the status of the emergency system and on any failures. Each station must be completed with an additional microphone (not included).

**Functional features**

- Sending of emergency messages in the live mode.
- Sending of pre-recorded evacuation/alert messages.
- LEDs for visualization of faults/failures.
- Broadcast calls.
- AUX function for calling up pre-configured messages from PA8506-V system.
- Available accessories: see figure.



**MC132-V**  
Dynamic gooseneck microphone

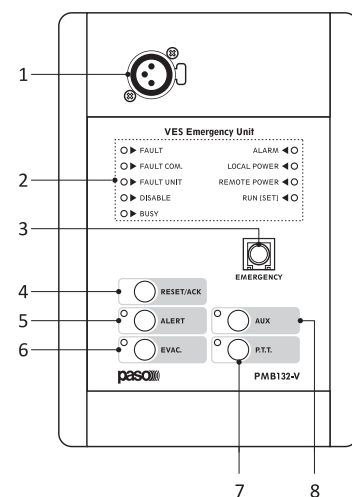


**M132-V**  
Dynamic hand-held microphone with P.T.T. key

**References**

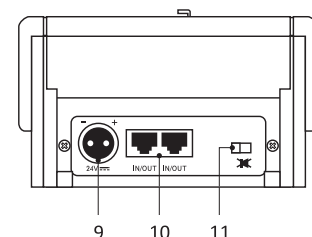
**Front panel**

1. Socket for stem or hand-held microphone.
2. Status-indicator LEDs.
3. Emergency key.
4. Key for interrupting message/failure buzzer.
5. Key for sending out pre-recorded alert message.
6. Key for sending out pre-recorded evac messages.
7. Call key.
8. Key for calling up pre-set messages.



**Rear panel**

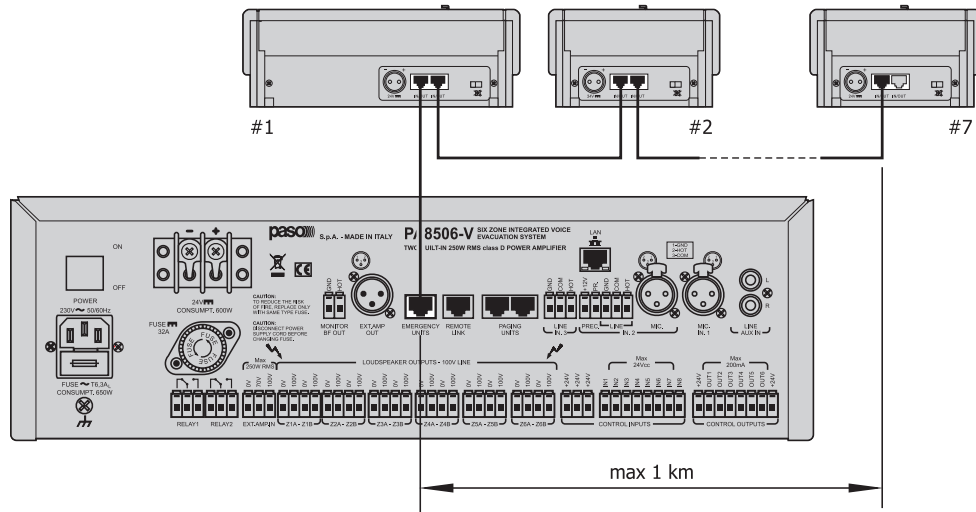
9. Connector for external 24 VDC power supply.
10. IN/OUT connectors.
11. Buzzer switch.\*



(\*)  
For exclusive use of installers, please refer to the instruction manual of the microphone station (cod. 11/716).

Connections

These stations must be connected to the 'EMERGENCY UNITS' connector of the PA8506-V system. It is possible to connect up to 7 remote stations in cascade formation.\*



**Important: the connections to the stations are made by means of CAT5e SF/UTP shielded cable and a shielded STP connector.**

\* According to the specifications of each system, it could be necessary to provide an external power supply through the appropriate local socket. For details, refer to the instruction manual (cod. 11/716).

Technical data

Power supply voltage	24 VDC
Maximum absorption @24Vcc	60 mA
Typical output level	300 mV
Distortion	< 1%
S/N ratio	> 60 dB
S/N ratio (weighted "A")	> 65 dB
Frequency response	130 ÷ 19.000 Hz
LOW CUT filter	-3 dB / 380 Hz
Dimensions (W x H x D)	140 x 80 x 200 mm
Net weight	0,77 kg

